

FS-81 Series Footswitches

Specifications

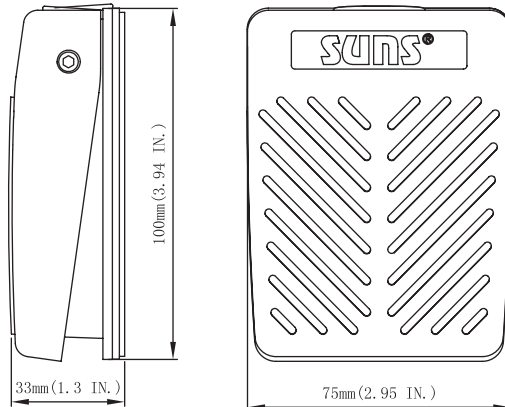
Enclosure Material	Robust Glass Fiber Reimforced Plastics or zinc die cast body
Operating Frequency	60 ops/min
Insulation Resistance	>100MW@500V DC
Contact Resistance	<25mW
Rated Current/Voltage	UL (E321073) rating: 15A, 1/2HP,125/250VAC
Dielectric Strength	1000VAC for 1 min between current carrying parts 2500VAC for 1 min between non-current carrying parts
Service Life	Mechanically 1 x10 ⁷ (operations) Electrically 5 x10 ⁵ (operations)
Operating Temperature	-20~+80°C (-4~176°F)
Degree of Protection	IP20

Selection Guide:

FS-81- 10	-	D	-	-	T	-	P	-	Twin	-	8-18/3
Electrical Rating		Option #1	Enclosure Material		Contact type		Option #3		number of pedal		Wiring Information e.g. 8 ft 18AWGx3
10: 10A /250VAC 15: 15A/ 250VAC		Blank: Momentary D: Maintained	Blank: plastic M: Metal die cast		Blank: SPDT T: DPDT (2NO/2NC) S: DPDT (2-stage)		P: Supplied with 3 prong series plug G: with Protective Guard K: Gold plated contact		Blank: Single pedal Twin: Dual Pedal n-pedal		

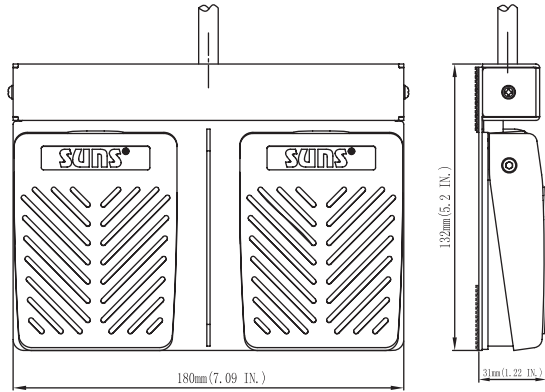
Dimensions:

FS-81-10

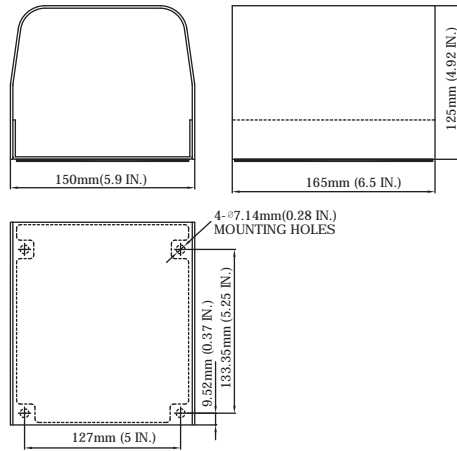


FS-81 Series Footswitches

FS-81-10 (Twin)



FS-81G-10



FS-81G-10 (Twin)

