




Expandable

Product Highlights

- Extremely consistent light over the entire active area of illumination
- 25mm (1") wide illuminated strip in a 33.8mm (1.3") wide housing
- Available in 1" increments; Lengths from 1" to 80"

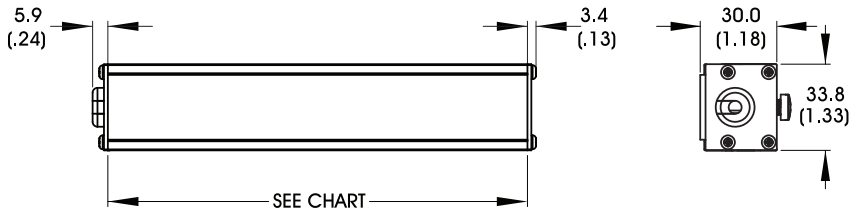


General Specifications

Electrical Specifications	Color	24v Current	All Other Controls
	880	0.03 A per inch	0.020 A Max per inch
	660	0.03 A per inch	0.025 A Max per inch
	470, 520, WHI	0.02 A per inch	0.015 A Max per inch
Normal Operating Temperature	0 - 60°C		
Weight (g)	12" unit - 212.3g (7.5oz)		
Standard Cable Information	Up to 2 meters (80") long - 105°C rated PVC jacket, foil shield with drain.		
Photobiological Risk Factor IEC 62471	Exempt Applicable Wavelengths: 880 Group 1 (Low-Risk) Applicable Wavelengths: 470, 520, 660, WHI		
Compliance			
IP Rating	IP50		
Lumen Maintenance	L70 = 50,000 hours		

BL193 Expandable Series

Mechanical Specifications



DIMENSIONS ARE IN MILLIMETERS (INCHES)

Sampling of Part Numbers/Dimensions

Part #	Length in mm (inches)	Part #	Length in mm (inches)
BL19302	62.9 (2.48)	BL19322	570.9 (22.48)
BL19304	113.7 (4.48)	BL19324	621.7 (24.48)
BL19306	164.5 (6.48)	BL19326	672.5 (26.48)
BL19308	215.3 (8.48)	BL19328	723.3 (28.48)
BL19310	266.1 (10.48)	BL19330	774.1 (30.48)
BL19312	316.9 (12.48)	BL19332	824.9 (32.48)
BL19314	367.7 (14.48)	BL19334	875.7 (34.48)
BL19316	418.5 (16.48)	BL19336	926.5 (36.48)
BL19318	469.3 (18.48)	BL19338	977.3 (38.48)
BL19320	520.1 (20.48)	BL19340	1028.1 (40.48)

Available in increments of 1 inch up to 80 inches.

Part Number Key

Model	Lighted Length	—	Spectral Wavelength	Connector/Control	—	Alternative Connector
BL193	XX	—	XXX	XX	—	XXX
BL193	01" increments up to 80"		(blue) 470 (green) 520 (red) 660 (infra-red) 880 (white) WHI	C1 C5 IC I3 I3S 24		M12 ¹
Ex: BL19306-470C5 BL19324-625I3-M12			¹ Available with IC, I3, I3S and 24v options only			

Stock Product: *shipped within 3 days*
None

Build to Order: *shipped within two weeks*

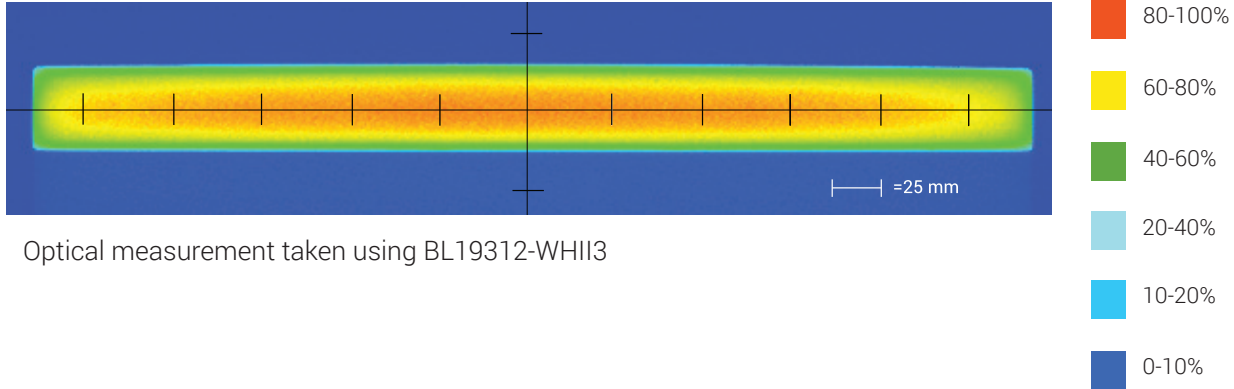
Connector | Control Options

C1 Connector	C5 Connector	ICS 2 (IC)	ICS 3 (I3)	ICS 3S (I3S)	24
For use with: DCS Series Controllers	For use with: Pulsar 320 Strobe Controller.	Continuous in-line controller Powered with: 24V power supply	Combination strobe/continuous in-line controller Powered with: 24V power supply	Default-OFF strobe/continuous in-line controller Powered with: 24V power supply	Flying/tinned leads Powered with: 24V power supply

BL193 Expandable Series

Optical Performance

Intensity Distribution



Area of Illuminance & Intensity

Working Area (FWHM)
@ Working Distance

Light Output

289.5 X 22.9 (mm)
@surface



Irradiance (W/M²): Min 38.6; Typ 45.4
Illuminance (kLux): Min 11.9; Typ 14

Operation and Wiring

ICS 2 (IC)

Pin (M12)	Function	Wire Color
1	+24 VDC	Brown
2	0-10 VDC Analog Control	White
3	DCGND	Blue
4	GLO	Black

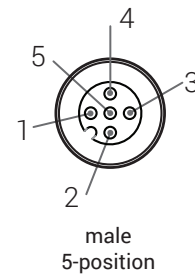
ICS 3 (I3 and I3S)

Pin (M12)	Function	Wire Color
1	+24 VDC	Brown
2	Reserved	White
3	GND	Blue
4	PNP/Active High Trigger	Black
5	0-10 VDC Analog Control	Gray

24 Volt

Pin (M12)	Function	Wire Color
1	+24 VDC	Brown
2	N/A	White
3	GND	Blue
4	N/A	Black

Optional M12 Pinout



BL193 Expandable Series

Warranty Information

Every Advanced illumination, Inc. (Ai) product is thoroughly inspected and tested before leaving the factory. Products are warranted to be free of defects in workmanship and materials for a period of two years from the original date of purchase. Should a defect develop during this period, please contact Ai Customer Service or your Ai distributor for a Return Merchandise Authorization (RMA), and return the complete product, freight prepaid, to Ai. If a defect is found, Ai will - at our discretion - repair or replace the product without charge. Ai claims no liability for any implied warranties, including "merchantability" and "fitness for a specific purpose."

Electromagnetic Compatibility

This product was tested and complies with the regulatory requirements and limits for electromagnetic compatibility (EMC) as stated in the product specifications. These requirements and limits are designed to provide reasonable protection against harmful interference only when the product is operated in its intended industrial electromagnetic environment. To minimize the potential for electromagnetic interference or unacceptable performance degradation, install and use this product in strict accordance with the instructions in the product documentation.

Customer Service

For information on existing orders, or to make an order adjustment, contact us Monday through Friday 8:00 am to 5:00 pm, EST or send an email to orders@advill.com.

Company Information

Advanced Illumination

440 State Garage Road, Rochester VT. 05767

Phone: 802.767.3830

Fax: 802.767.3831

Email: info@advancedillumination.com

Web: advancedillumination.com

© 2015 Advanced Illumination Inc. All rights reserved