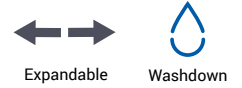


LL174 Expandable Series

General Purpose Bar Lights




Product Highlights

- Intense illumination for long working distances or large area applications
- Works great in pairs to create a square area of illumination
- Three lens options - narrow, medium (standard), and wide
- Washdown option available
- LL174 Expandable in 6" Increments from 6" to 84"
- Previous LL174 Derivatives: LL6324 (24"), LL6212 (12"), LL5806 (6") (please see link to download these sheets on the product page)

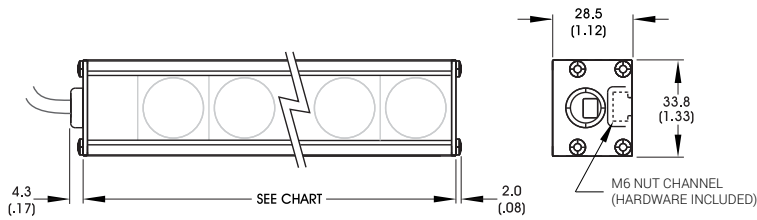


General Specifications

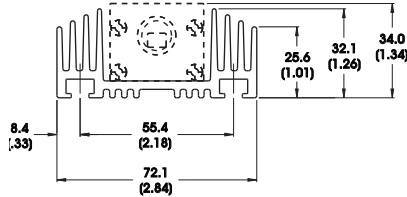
	Part Number	Color	24v Current	All Other Controls
Electrical Specifications	LL174 Per 6 inches	365, 375, 385, 395, 405	0.35 A	0.37 A Max
		455, 470, 505, 530, WHI	0.37 A	0.35 A Max
		590, 625, 660, 730	0.38 A	0.30 A Max
		850, 940	0.38 A	0.20 A Max
Normal Operating Temperature	0 - 60°C			
Weight (g)	Unsealed (per 6") - 193.26g (6.82oz) Sealed (per 6") - 195.10g (6.88oz)			
Standard Cable Information	Up to 2 meters (80") long - 105°C rated PVC jacket, foil shield with drain.			
Photobiological Risk Factor IEC 62471	Exempt Applicable Wavelengths: 850, 940 Group 1 (Low-Risk) Applicable Wavelengths: 455, 470, 505, 530, 590, 625, 660, 730, WHI Group 2 (Moderate Risk) Applicable Wavelengths: 365, 375, 385, 395, 405			
Compliance				
IP Rating	IP65 Sealed, IP50 Unsealed			
Lumen Maintenance	L70 = 50,000 hours			

LL174 Expandable Series Bar Lights

Mechanical Specifications



Optional Heat Sink



DIMENSIONS ARE IN MILLIMETERS (INCHES)

Non Washdown

Part #	Length in inches (mm)
LL17406	6.84 (173.7)
LL17412	12.84 (326.1)
LL17418	18.84 (478.6)
LL17424	24.84 (630.9)
LL17430	30.84 (783.4)
LL17436	36.84 (935.8)
LL17442	42.84 (1088.2)
LL17448	48.84 (1240.6)
LL17454	54.84 (1392.9)
LL17460	60.84 (1545.3)
LL17466	66.84 (1697.7)
LL17472	72.84 (1850.1)
LL17478	78.84 (2002.5)
LL17484	84.84 (2154.9)

Washdown Option

Part #	Length in inches (mm)
LL17406	6.96 (176.8)
LL17412	12.96 (329.2)
LL17418	18.96 (481.7)
LL17424	24.96 (634.0)
LL17430	30.96 (786.5)
LL17436	36.96 (938.9)
LL17442	42.96 (1091.3)
LL17448	48.96 (1243.7)
LL17454	54.96 (1395.9)
LL17460	60.96 (1548.3)
LL17466	66.96 (1700.7)
LL17472	72.96 (1853.1)
LL17478	78.96 (2005.5)
LL17484	84.96 (2157.9)

Part Number Key

Model	Lens Type ³	Lighted Length	—	Spectral Wavelength	Connector/Control	Heat Sink	Wash Down Option	Optional Light Conditioning	—	Alternative Connector
LL174	X	XX	—	XXX	XX	X	X	X	—	XXX
LL174	N (narrow) W (wide) <small>(medium lens comes standard when left blank)</small>	6" increments up to 84"		(UV) 365 ³ (UV) 375 ³ (UV) 385 ³ (UV) 395 ³ (violet) 405 ³ (royal blue) 455 (blue) 470 (cyan) 505 (green) 530 (amber) 590 (red orange) 625 (red) 660 (IR) 730 (IR) 850 (IR) 940 (white) WHI	C1 C5 IC I3 I3S 24	H ²	W ³	D (Diffuser) P ⁴ (polarizer)		M12 ¹
Ex: LL174N06-470C1HWD LL174W24-625IC-M12						¹ Available with IC, I3, I3S and 24v options only ² Not available over 72" length ³ Only available with medium lens option ⁴ Not available with washdown option Not available with UV options (blue) 470 will reduce the life of the polarizer			⁵ Beam angle (FWHM): narrow = 8° medium = 21° wide = 29°	

Stock Product: shipped within 3 days

Build to Order: shipped within 2 weeks

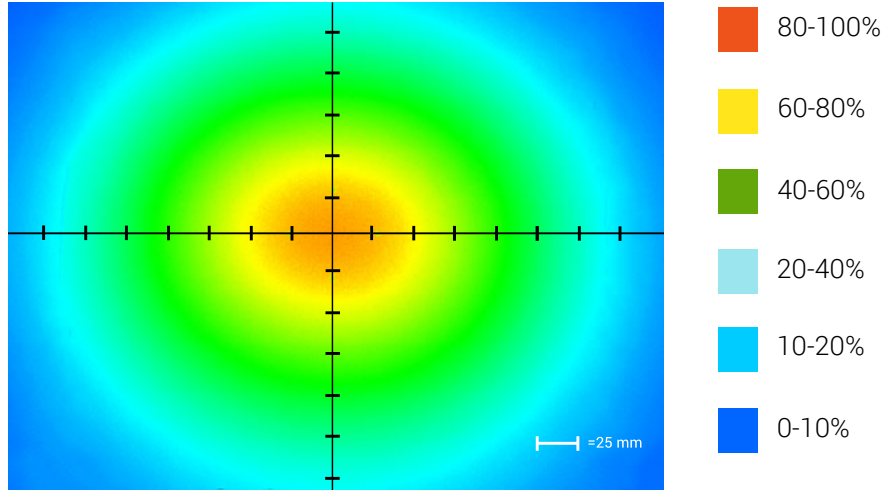
None

Connector | Control Options

C1 Connector	C5 Connector	ICS 2 (IC)	ICS 3 (I3)	ICS 3S (I3S)	24
For use with: DCS Series Controllers	For use with: Pulsar 320 Strobe Controller.	Continous in-line controller Powered with: 24V power supply	Combination strobe/continous in-line controller Powered with: 24V power supply	Default-OFF strobe/continous in-line controller Powered with: 24V power supply	Flying/tinned leads Powered with: 24V power supply

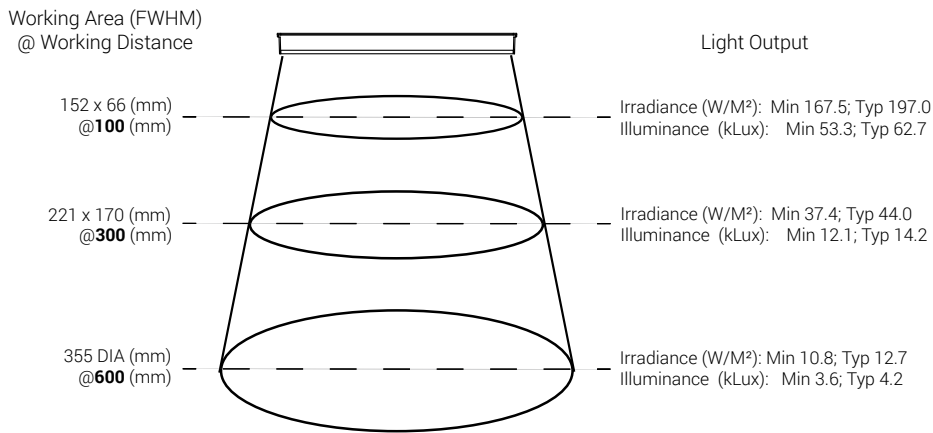
Optical Performance

Intensity Distribution



Optical measurement taken using LL17406-WH1IC Rev. A @ 300mm

Area of Illuminance & Intensity



Operation and Wiring

ICS 2 (IC)

Pin (M12)	Function	Wire Color
1	+24 VDC	Brown
2	0-10 VDC Analog Control	White
3	DCGND	Blue
4	GLO	Black

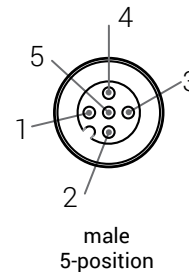
ICS 3 (I3 and I3S)

Pin (M12)	Function	Wire Color
1	+24 VDC	Brown
2	Reserved	White
3	GND	Blue
4	PNP/Active High Trigger	Black
5	0-10 VDC Analog Control	Gray

24 Volt

Pin (M12)	Function	Wire Color
1	+24 VDC	Brown
2	N/A	White
3	GND	Blue
4	N/A	Black

Optional M12 Pinout



Warranty Information

Every Advanced illumination, Inc. (Ai) product is thoroughly inspected and tested before leaving the factory. Products are warranted to be free of defects in workmanship and materials for a period of two years from the original date of purchase. Should a defect develop during this period, please contact Ai Customer Service or your Ai distributor for a Return Merchandise Authorization (RMA), and return the complete product, freight prepaid, to Ai. If a defect is found, Ai will - at our discretion - repair or replace the product without charge. Ai claims no liability for any implied warranties, including "merchantability" and "fitness for a specific purpose."

Electromagnetic Compatibility

This product was tested and complies with the regulatory requirements and limits for electromagnetic compatibility (EMC) as stated in the product specifications. These requirements and limits are designed to provide reasonable protection against harmful interference only when the product is operated in its intended industrial electromagnetic environment. To minimize the potential for electromagnetic interference or unacceptable performance degradation, install and use this product in strict accordance with the instructions in the product documentation.

Customer Service

For information on existing orders, or to make an order adjustment, contact us Monday through Friday 8:00 am to 5:00 pm ET or send an email to orders@advill.com.

Company Information

Advanced Illumination

440 State Garage Road, Rochester VT. 05767

Phone: 802.767.3830

Fax: 802.767.3831

Email: info@advancedillumination.com

Web: advancedillumination.com

© 2015 Advanced Illumination Inc. All rights reserved