

Metric IEC Frame Motors, Three Phase, 60 Hz, 460 Volts, Foot Mounted

.12 thru 90 kW (.16-125 Hp) IEC D63M thru D280M

Applications: Pumps, compressors, fans, conveyors, and other general purpose three phase applications requiring IEC metric B3 base mount replacements.

Features: ABB Process Performance (severe duty) IP55 construction. Choice of aluminum (-AP) or cast iron (-PP) frame and endplates. MM catalog motors have IE2 efficiency; EMM catalog motors have IE3 efficiency per IEC 60034-30; 6 post terminal block. Class F insulated motors with Class "B" temperature limits. 1.0 Service Factor. These ratings are marked with DOE compliance number for use on 460 volt, 60 Hz; compliant for both EISA and NRCAN. Inverter-ready.



kW/Hp	RPM	IEC Frame	Catalog Number	List Price	Mult. Sym.	"L" Dim. (in)	Aprx. Wt. (lb)	Full Load Efficiency	Voltage	Full Load Amps	60 Hz Use in US	Notes (a)
.12/.16	1800	D63	MM06124-AP	248	M	8.43	9	65.5	460	0.5	Yes	11, 25
	3600	D63	MM06182-AP	255	M	8.43	9	75	460	0.6	Yes	11, 25
.18/.25	1800	D63	MM06184-AP	251	M	8.43	10	67.3	460	0.6	Yes	11, 25
	3600	D63	MM06252-AP	258	M	8.43	10	78.6	460	0.7	Yes	11, 25
.25/.33	1800	D71	MM07254-AP	258	M	9.45	11	65.1	460	0.7	Yes	11, 25
		D71	MM07254-PP	272	M	10.39	22	68.3	460	0.7	Yes	11, 25
.37/.50	3600	D71	MM07372-AP	267	M	9.45	11	71.6	460	1	Yes	11, 25
		D71	MM07372-PP	282	M	10.39	24	69.2	460	1	Yes	11, 25
	1800	D71	MM07374-AP	291	M	9.45	11	69.7	460	1	Yes	11, 25
		D71	MM07374-PP	307	M	10.39	24	72.4	460	0.9	Yes	11, 25
.55/.75	3600	D71	MM07552-AP	298	M	9.45	13	78.4	460	1.3	Yes	11, 25
		D71	MM07552-PP	314	M	10.39	24	73.2	460	1.3	Yes	11, 25
	1800	D80	MM08554-AP	320	M	10.45	19	74.1	460	1.4	Yes	11, 25
		D80	MM08554-PP	337	M	12.64	22	74.5	460	1.5	Yes	11, 25
.75/1	3600	D80	MM08752-AP	360	M	10.45	23	80.3	460	1.8	Yes	11, 25
		D80	MM08752-PP	380	M	12.64	35	80.6	460	1.8	Yes	11, 25
	1800	D80	MM08754-AP	375	M	10.45	26	79.8	460	1.7	Yes	11, 25
		D80	MM08754-PP	395	M	12.64	37	81	460	1.8	Yes	11, 25
1.1/1.5	3600	D80	MM08112-AP	394	M	10.45	24	80.9	460	2.5	Yes	11, 25
		D80	MM08112-PP	415	M	12.64	40	81.8	460	2.4	Yes	11, 25
2.2/3	1800	D100	MM10224-AP	582	M	13.82	59	85.7	460	4.6	Yes	11, 25
		D100	MM10224-PP	648	M	15.00	79	86.8	460	4.7	Yes	11, 25
3/4	3600	D100	MM10032-AP	659	M	13.82	55	86.4	460	5.8	Yes	11, 25
		D100	MM10032-PP	734	M1	15.00	79	85.2	460	5.9	Yes	11, 25
	1800	D100	MM10034-AP	695	M	13.82	64	86.4	460	6.3	Yes	11, 25
		D100	MM10034-PP	774	M	15.00	84	85.9	460	6.3	Yes	11, 25
11/15	3600	D160	EMM16112-PP	2,704	M1	22.99	311	91	460	18.8	Yes	11, 25
	1800	D160	EMM16114-PP	2,760	M1	22.99	382	93	460	20.7	Yes	11, 25
15/20	3600	D160	EMM16152-PP	3,520	M1	22.99	375	91	460	25.6	Yes	11, 25
	1800	D160	EMM16154-PP	3,579	M1	26.81	413	93	460	27.8	Yes	11, 25
18.5/22	3600	D160	EMM16182-PP	4,230	M1	26.81	403	91.7	460	31	Yes	11, 25
	1800	D180	EMM18184-PP	4,052	M1	28.58	519	93.6	460	34.1	Yes	11, 25
22/30	3600	D180	EMM18222-PP	4,762	M1	28.58	516	91.7	460	37.6	Yes	11, 25
	1800	D180	EMM18224-PP	4,851	M1	28.58	519	94.1	460	40.6	Yes	11, 25
30/40	3600	D200	EMM20302-PP	5,945	M1	32.32	657	92.4	460	51.4	Yes	11, 25
	1800	D200	EMM20304-PP	6,182	M1	32.32	703	94.1	460	54.1	Yes	11, 25
37/50	3600	D200	EMM20372-PP	7,808	M1	32.32	692	93	460	62.6	Yes	11, 25
	1800	D225	EMM22374-PP	7,512	M1	34.65	877	94.5	460	65	Yes	11, 25
45/60	3600	D225	EMM22452-PP	9,405	M1	33.46	692	93.6	460	75.6	Yes	11, 25
	1800	D225	EMM22454-PP	9,080	M1	34.65	877	95	460	79.2	Yes	11, 25
55/75	3600	D250	EMM25552-PP	11,416	M1	34.80	997	93.6	460	93.1	Yes	11, 25
	1800	D250	EMM25554-PP	10,943	M1	34.80	1049	95.4	460	97	Yes	11, 25

(a) See notes on inside back flap. ■ Cast Iron Frame

Motors shown as "60 Hz Use in US" are compliant with U.S. DOE and Canadian NRCAN efficiency requirements. These motors are usable on the 400 V, 50 Hz connection for use at 460 V, 60 Hz (230 V, 60 Hz use is not possible).



Metric IEC Frame Motors, Three Phase, 60 Hz, 460 Volts, Foot Mounted

kW/Hp	RPM	IEC Frame	Catalog Number	List Price	Mult. Sym.	"L" Dim. (in)	Aprx. Wt. (lb)	Full Load Efficiency	Voltage	Full Load Amps	60 Hz Use in US	Notes (a)
75/100	3600	D280	EMM28752-PP	12,599	M1	34.80	1466	94.1	460	130	Yes	11, 25
	1800	D280	EMM28754-PP	12,190	M1	34.80	1466	95.4	460	133	Yes	11, 25
90/125	3600	D280	EMM28902-PP	15,147	M1	34.80	1598	95	460	154	Yes	11, 25
	1800	D280	EMM28904-PP	14,258	M1	34.80	1598	95.4	460	159	Yes	11, 25

(a) See notes on inside back flap.

Motors shown as "60 Hz Use in US" are compliant with U.S. DOE and Canadian NRCAN efficiency requirements. These motors are usable on the 400 V, 50 Hz connection for use at 460 V, 60 Hz (230 V, 60 Hz use is not possible).

■ Cast Iron Frame

Farm Duty Motors

Definite Purpose Motors

Unit Handling Motors

Brake Motors

200 & 575 Volt Motors

IEC Frame Motors

50 Hertz Motors

Inverter/Vector Motors & Controls

DC Motors and Controls

Soft Starters & Dynamic Brakes


Metric IEC Frame Motors, Three Phase, 60 Hz, 460 Volts, B5 Flange

.12 thru 22 kW (.16-30 Hp)

IEC D63D thru D180D

Applications: Pumps, compressors, fans, conveyors, and other general purpose three phase applications requiring IEC metric B5 flange mount replacements.

Features: ABB Process Performance (severe duty) IP55 construction. Aluminum frame and endplates. Conforms to IEC 60034-30; 6 post terminal block. Class F insulated motors that operates within Class "B" temperature limits. 1.0 Service Factor. These ratings are marked with DOE compliance number for use on 460 volt, 60 Hz; compliant for both EISA and NRCAN. Suitable for mounting in any position. Inverter-ready.



kW/HP	RPM	IEC Frame	Catalog Number	List Price	Mult. Sym.	"L" Dim. (in)	Aprx. Wt. (lb)	Full Load Efficiency	Voltage	Full Load Amps	60 Hz Use in US	Notes (a)
.12/.16	1800	D63	MVM06124D-AP	291	M	8.43	9	65.5	460	0.5	Yes	11, 25
	3600	D63	MVM06182D-AP	284	M	8.43	9	75	460	0.6	Yes	11, 25
.18/.25	1800	D63	MVM06184D-AP	294	M	8.43	10	67.3	460	0.6	Yes	11, 25
	3600	D63	MVM06252D-AP	289	M	8.43	10	78.6	460	0.7	Yes	11, 25
.25/.33	1800	D71	MVM07254D-AP	308	M	9.45	11	65.1	460	0.7	Yes	11, 25
	3600	D71	MVM07372D-AP	315	M	9.45	11	71.6	460	1	Yes	11, 25
.37/.5	1800	D71	MVM07374D-AP	341	M	9.45	11	69.7	460	1	Yes	11, 25
	3600	D71	MVM07552D-AP	348	M	9.45	11	78.4	460	1.3	Yes	11, 25
.55/.75	1800	D80	MVM08554D-AP	372	M	10.45	19	74.1	460	1.4	Yes	11, 25
	3600	D80	MVM08752D-AP	413	M	10.45	23	80.3	460	1.8	Yes	11, 25
.75/1	1800	D80	MVM08754D-AP	420	M	10.45	20	79.8	460	1.7	Yes	11, 25
	3600	D80	MVM08112D-AP	444	M	10.45	24	80.9	460	2.5	Yes	11, 25
1.1/1.5	1800	D100	MVM10224D-AP	648	M1	13.82	55	86.4	460	4.6	Yes	11, 25
	3600	D100	MVM10032D-AP	727	M1	13.82	55	86.4	460	5.8	Yes	11, 25
2.2/3	1800	D100	MVM10034D-AP	774	M1	13.82	64	85.7	460	6.3	Yes	11, 25
	3600	D100	MVM10034D-AP	774	M1	13.82	64	85.7	460	6.3	Yes	11, 25
11/15	1800	D160	MVM16114D-AP	1,995	M1	22.99	234	91	460	20.9	Yes	11, 25
15/20	1800	D160	MVM16154D-AP	2,540	M1	26.81	273	91	460	28.5	Yes	11, 25
18.5/22	1800	D180	MVM18184D-AP	2,938	M1	28.58	338	91	460	34.5	Yes	11, 25
22/30	1800	D180	MVM18224D-AP	3,480	M1	28.58	375	91	460	40.9	Yes	11, 25

(a) See notes on inside back flap.

Motors shown as "60 Hz Use in US" are compliant with U.S. DOE and Canadian NRCAN efficiency requirements. These motors are usable on the 400 V, 50 Hz connection for use at 460 V, 60 Hz (230 V, 60 Hz use is not possible).

Farm Duty Motors

Definite Purpose Motors

Unit Handling Motors

Brake Motors

200 & 575 Volt Motors

IEC Frame Motors

50 Hertz Motors

Inverter/Vector Motors & Controls

DC Motors and Controls

Soft Start & Dynamic Brakes

**Metric IEC
Frame Motors,
Three Phase, 60 Hz,
230/460 Volts**

0.18 thru 1.5 kW (.25 thru 2 Hp) IEC D63 thru D90L

Applications: Replacement motors for equipment made in Europe requiring IEC metric frame mounting.



Features: Class F insulated motor with 1.15 service factor or higher that operates within class “B” temperature limits at rated horsepower. IP55 weather proof enclosure, aluminum frame construction. Recognized to both U.S. and Canadian requirements by U.L.

kW/HP	RPM	IEC Frame	Catalog Number	List Price	Mult. Sym.	“L” Dim. (in)	Aprx. Wt. (lb)	Full Load Efficiency	60 Hz Voltage	Full Load Amps	60 Hz Use in US	Notes (a)
B3, Foot Mounted												
.18/.25	3600	D63	MM5100	272	K	8.74	9	93	230/460	47	Yes	48
	1800	D63	MM5150	285	K	8.74	12	93	230/460	47	Yes	48
.25/.33	3600	D63	MM5200	294	K	8.74	10	93	230/460	47	Yes	48
	1800	D71	MM5250	300	K	9.60	11	93	230/460	47	Yes	48
.37/.50	3600	D71	MM5300	306	K	9.60	13	93	230/460	47	Yes	48
	1800	D71	MM5350	338	K	9.60	16	93	230/460	47	Yes	48
.55/.75	3600	D71	MM5400	345	K	9.60	17	93	230/460	47	Yes	48
	1800	D80	MM5450	378	K	11.26	22	93	230/460	47	Yes	48
.75/1	3600	D80	MM5500	392	K	11.26	20	93	230/460	47	Yes	48
	1800	D80	MM5550	411	K	11.26	20	93	230/460	47	Yes	48
1.1/1.5	3600	D80	MM5600	452	K	11.26	23	93	230/460	47	Yes	48
	1800	D90S	EMM5650	675	K	11.93	28	94.1	230/460	48	Yes	48
1.5/2	3600	D90S	EMM5700	763	K	11.93	36	94.1	230/460	48	Yes	48
	1800	D90L	EMM5750	835	K	12.91	39	94.1	230/460	48	Yes	48
B5, Flange Mounted												
.18/.25	3600	D63D	MVM5100D	285	K	8.74	10	86.5	230/460	15.7	Yes	48
	1800	D63D	MVM5150D	308	K	8.74	13	86.5	230/460	15.7	Yes	48
.25/.33	3600	D63D	MVM5200D	320	K	8.74	11	86.5	230/460	15.7	Yes	48
	1800	D71D	MVM5250D	329	K	9.60	12	86.5	230/460	15.7	Yes	48
.37/.50	3600	D71D	MVM5300D	345	K	9.60	14	86.5	230/460	15.7	Yes	48
	1800	D71D	MVM5350D	359	K	9.60	17	86.5	230/460	15.7	Yes	48
.55/.75	3600	D71D	MVM5400D	362	K	9.60	18	86.5	230/460	15.7	Yes	48
	1800	D80D	MVM5450D	404	K	11.26	23	86.5	230/460	15.7	Yes	48
.75/1	3600	D80D	MVM5500D	418	K	11.26	21	86.5	230/460	15.7	Yes	48
	1800	D80D	MVM5550D	443	K	11.26	24	86.5	230/460	15.7	Yes	48
1.1/1.5	3600	D80D	MVM5600D	475	K	11.26	24	86.5	230/460	15.7	Yes	48
	1800	D90SD	EMVM5650D	572	K	12.09	29	94.1	230/460	48	Yes	48
1.5/2	3600	D90SD	EMVM5700D	624	K	12.09	37	94.1	230/460	48	Yes	48
	1800	D90LD	EMVM5750D	640	K	12.09	37	94.1	230/460	48	Yes	48
B14, Face Mounted												
.18/.25	3600	D63C	MVM5100C	281	K	8.74	9	86.5	230/460	15.7	Yes	48
	1800	D63C	MVM5150C	304	K	8.74	12	86.5	230/460	15.7	Yes	48
.25/.33	3600	D63C	MVM5200C	315	K	8.74	10	86.5	230/460	15.7	Yes	48
	1800	D71C	MVM5250C	324	K	9.60	11	86.5	230/460	15.7	Yes	48
.37/.50	3600	D71C	MVM5300C	333	K	9.60	13	86.5	230/460	15.7	Yes	48
	1800	D71C	MVM5350C	355	K	9.60	16	86.5	230/460	15.7	Yes	48
.55/.75	3600	D71C	MVM5400C	359	K	9.60	17	86.5	230/460	15.7	Yes	48
	1800	D80C	MVM5450C	397	K	11.26	22	86.5	230/460	15.7	Yes	48
.75/1	3600	D80C	MVM5500C	412	K	11.26	20	86.5	230/460	15.7	Yes	48
	1800	D80C	MVM5550C	432	K	11.26	23	86.5	230/460	15.7	Yes	48
1.1/1.5	3600	D80C	MVM5600C	475	K	11.26	23	86.5	230/460	15.7	Yes	48
	1800	D90SC	EMVM5650C	560	K	12.09	28	94.1	230/460	48	Yes	48
1.5/2	3600	D90SC	EMVM5700C	607	K	12.09	36	94.1	230/460	48	Yes	48
	1800	D90LC	EMVM5750C	624	K	12.09	39	94.1	230/460	48	Yes	48

(a) See notes on inside back flap.

Farm Duty Motors
Definite Purpose Motors
Unit Handling Motors
Brake Motors
200 & 575 Volt Motors
IEC Frame Motors
50 Hertz Motors
Inverter/Vector Motors & Controls
DC Motors and Controls
Soft Starters & Dynamic Brakes

**Metric IEC
Frame Motors,
Three Phase,
60 Hz, 575 Volts**

0.18 thru 1.5 kW (.25 thru 2 Hp) IEC D63 thru D90L

Applications: Replacement motors for equipment made in Europe requiring IEC metric frame mounting.

Features: Class F insulated motor with 1.15 service factor or higher that operates within class "B" temperature limits at rated horsepower. IP55 weather proof enclosure, aluminum frame construction. Recognized to both U.S. and Canadian requirements by U.L.



kW/HP	RPM	IEC Frame	Catalog Number	List Price	Mult. Sym.	"L" Dim. (in)	Aprx. Wt. (lb)	Full Load Efficiency	60 Hz Voltage	Full Load Amps	60 Hz Use in US	Notes (a)
B3, Foot Mounted												
.18/.25	3600	D63	MM5100-5	272	K	8.74	9	93	575	47	Yes	
	1800	D63	MM5150-5	285	K	8.74	12	93	575	47	Yes	
.25/.33	3600	D63	MM5200-5	294	K	8.74	10	93	575	47	Yes	
	1800	D71	MM5250-5	300	K	9.60	11	93	575	47	Yes	
.37/.50	3600	D71	MM5300-5	306	K	9.60	13	93	575	47	Yes	
	1800	D71	MM5350-5	338	K	9.60	16	93	575	47	Yes	
.55/.75	3600	D71	MM5400-5	345	K	9.60	17	93	575	47	Yes	
	1800	D80	MM5450-5	378	K	11.26	22	93	575	47	Yes	
.75/1	3600	D80	MM5500-5	392	K	11.26	20	93	575	47	Yes	
	1800	D80	MM5550-5	411	K	11.26	20	93	575	47	Yes	
1.1/1.5	3600	D80	MM5600-5	452	K	11.26	23	93	575	47	Yes	
	1800	D90S	EMM5650-5	675	K	11.93	28	94.1	575	48	Yes	
1.5/2	3600	D90S	EMM5700-5	763	K	11.93	36	94.1	575	48	Yes	
	1800	D90L	EMM5750-5	835	K	12.91	39	94.1	575	48	Yes	
B5, Flange Mounted												
.18/.25	3600	D63D	MVM5100D-5	285	K	8.74	10	86.5	575	15.7	Yes	
	1800	D63D	MVM5150D-5	308	K	8.74	13	86.5	575	15.7	Yes	
.25/.33	3600	D63D	MVM5200D-5	320	K	8.74	11	86.5	575	15.7	Yes	
	1800	D71D	MVM5250D-5	329	K	9.60	12	86.5	575	15.7	Yes	
.37/.50	3600	D71D	MVM5300D-5	345	K	9.60	14	86.5	575	15.7	Yes	
	1800	D71D	MVM5350D-5	359	K	9.60	17	86.5	575	15.7	Yes	
.55/.75	3600	D71D	MVM5400D-5	362	K	9.60	18	86.5	575	15.7	Yes	
	1800	D80D	MVM5450D-5	404	K	11.26	23	86.5	575	15.7	Yes	
.75/1	3600	D80D	MVM5500D-5	418	K	11.26	21	86.5	575	15.7	Yes	
	1800	D80D	MVM5550D-5	443	K	11.26	24	86.5	575	15.7	Yes	
1.1/1.5	3600	D80D	MVM5600D-5	475	K	11.26	24	86.5	575	15.7	Yes	
	1800	D90SD	EMVM5650D-5	742	K	11.93	29	94.1	575	48	Yes	
1.5/2	3600	D90SD	EMVM5700D-5	801	K	11.93	37	94.1	575	48	Yes	
	1800	D90LD	EMVM5750D-5	877	K	12.91	40	94.1	575	48	Yes	
B14, Face Mounted												
.18/.25	3600	D63C	MVM5100C-5	281	K	8.74	9	86.5	575	15.7	Yes	
	1800	D63C	MVM5150C-5	304	K	8.74	12	86.5	575	15.7	Yes	
.25/.33	3600	D63C	MVM5200C-5	315	K	8.74	10	86.5	575	15.7	Yes	
	1800	D71C	MVM5250C-5	324	K	9.60	11	86.5	575	15.7	Yes	
.37/.50	3600	D71C	MVM5300C-5	333	K	9.60	13	86.5	575	15.7	Yes	
	1800	D71C	MVM5350C-5	355	K	9.60	16	86.5	575	15.7	Yes	
.55/.75	3600	D71C	MVM5400C-5	359	K	9.60	17	86.5	575	15.7	Yes	
	1800	D80C	MVM5450C-5	397	K	11.26	22	86.5	575	15.7	Yes	
.75/1	3600	D80C	MVM5500C-5	412	K	11.26	20	86.5	575	15.7	Yes	
	1800	D80C	MVM5550C-5	432	K	11.26	23	86.5	575	15.7	Yes	
1.1/1.5	3600	D80C	MVM5600C-5	544	K	11.26	23	86.5	575	15.7	Yes	
	1800	D90SC	EMVM5650C-5	742	K	11.93	28	94.1	575	48	Yes	
1.5/2	3600	D90SC	EMVM5700C-5	801	K	11.93	36	94.1	575	48	Yes	
	1800	D90LC	EMVM5750C-5	877	K	12.91	39	94.1	575	48	Yes	

(a) See notes on inside back flap.

Farm Duty Motors

Definite Purpose Motors

Unit Handling Motors

Brake Motors

200 & 575 Volt Motors

IEC Frame Motors

50 Hertz Motors

Inverter/Vector Motors & Controls

DC Motors and Controls

Soft Start & Dynamic Brakes

Metric IEC Frame Motors, 60 Hz. — Replacement Parts List

Catalog Number	Description	List Price	Multiplier Symbol
Metric IEC D63			
LEP63FR	IEC D63, FR Endplate, (X-NDENDBELL 63)	141	P1
LEP63PU	IEC D63, PU Endplate, (X-ENDBELL 63)	131	P1
LFL63B5	IEC D63D, B5, D-Flange, (FL63B5)	164	P1
LFL63B14	IEC D63C, B14, C-Face, (FL63B14)	164	P1
LFC00015	IEC D63, Fan Cover, (XCR00015)	87	P1
LFN00021	IEC D63, Plastic Fan, (XVN00021)	72	P1
LCB63X71	IEC D63-D71, Terminal Box, (XCA00063)	182	P1
Metric IEC D71			
LEP71FR	IEC D71, FR Endplate, (X-NDENDBELL 71)	141	P1
LEP71PU	IEC D71, PU Endplate, (X-ENDBELL 71)	131	P1
LFL71B5	IEC D71D, B5, D-Flange, (FL71B5)	182	P1
LFL71B14	IEC D71C, B14, C-Face, (FL71B14)	182	P1
LFC00021	IEC D71, Fan Cover, (XCR00021)	87	P1
LFN00031	IEC D71, Plastic Fan, (XVN00031)	72	P1
LCB63X71	IEC D63-D71, Terminal Box, (XCA00063)	182	P1
LBA71	IEC D71, Horz Base (XHDP71)	80	P1
Metric IEC D80			
LEP80FR	IEC D80, FR Endplate, (X-NDENDBELL 80)	149	P1
LEP80PU	IEC D80, PU Endplate, (X-ENDBELL 80)	141	P1
LFL80B5	IEC D80D, B5, D-Flange, (FL80B5)	187	P1
LFL80B14	IEC D80C, B14, C-Face, (FL80B14)	187	P1
LFC00035	IEC D80, Fan Cover, (XCR00035)	98	P1
LFN00041	IEC D80, Plastic Fan, (XVN00041)	103	P1
LCB80X112	IEC D80-D112, Terminal Box, (XCA00090)	182	P1
LBA80	IEC D80, Horz Base (XHDP80)	123	P1
Metric IEC D90			
LEP90FR	IEC D90, FR Endplate, (X-NDENDBELL 90)	159	P1
LEP90PU	IEC D90, PU Endplate, (X-ENDBELL 90)	146	P1
LFL90B5	IEC D90D, B5, D-Flange, (FL90B5)	210	P1
LFL90B14	IEC D90C, B14, C-Face, (FL90B14)	210	P1
LFC00041	IEC D90, Fan Cover, (XCR00041)	105	P1
LFN00051	IEC D90, Plastic Fan, (XVN00051)	115	P1
LCB80X112	IEC D80-D112, Terminal Box, (XCA00090)	182	P1
LBA90	IEC D90, Horz Base (XHDP90)	210	P1

Replacement parts for motors on pages 155-156 only. Not for use on ABB motors

Farm Duty
MotorsDefinite Purpose
MotorsUnit Handling
Motors

Brake Motors

200 & 375 Volt
MotorsIEC Frame
Motors50 Hertz
MotorsInverter/Vector
Motors & ControlsDC Motors
and ControlsSoft Starters &
Dynamic Brakes

Metric IEC Frame Motors, Three Phase, 60 Hz

0.18 thru 1.5 kW (.25 thru 2 Hp) IEC D63 thru D90L

Applications: Replacement motors for equipment made in Europe requiring IEC metric frame mounting.



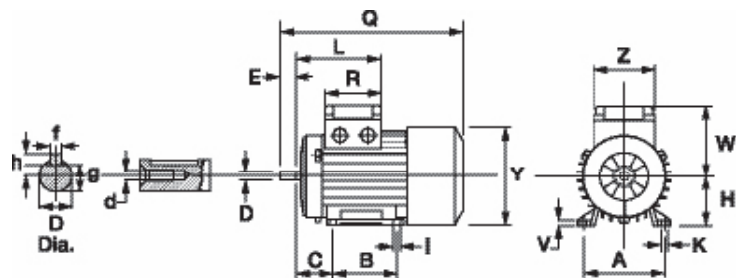
Features: Class F insulated motor with 1.15 service factor or higher that operates within class "B" temperature limits at rated horsepower. IP55 weather proof enclosure, aluminum frame construction. CSA and CSAus certification #1282269 (LR112981).

Dimensions

IEC Frame	Ø D	E	f	g	h	L	Q	R	V	Y	Z	d
63	11	23	4	8.5	4	112	222	92	8	123	90	M4
71	14	30	5	11	5	115	244	92	8	139	90	M5
80	19	40	6	15.5	6	137	286	116	9.5	157	111	M6
90 S	24	50	8	20	7	143	317	116	11	177	111	M8
90 L	24	50	8	20	7	143	317	116	11	177	111	M8

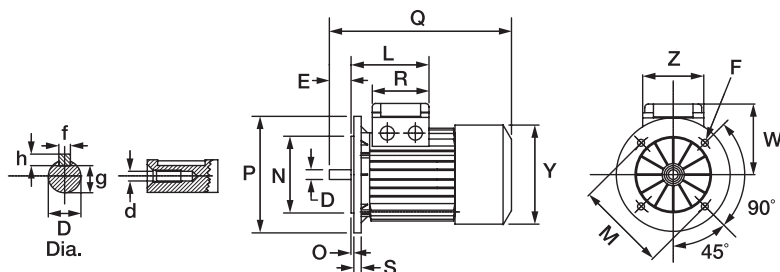
Drawings for motors on pages 155-156 only. Not for use on ABB motors

B3 - Foot Mount



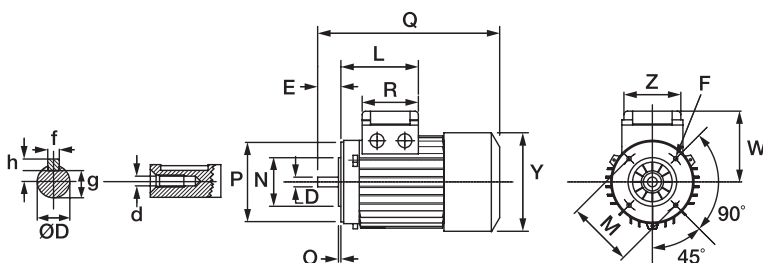
IEC Frame	A	B	C	H	I	K	W
63	100	80	40	63	8	10.5	96.5
71	112	90	45	71	7	10.5	111
80	125	100	50	80	9	14	129
90 S	140	100	56	90	10	14	138
90 L	140	125	56	90	10	14	138

B5 - Flange Mount



IEC Frame	F	Ø M	Ø N	O	Ø P	S
63	9.5	115	95	3	140	10
71	9.5	130	110	3.5	160	12
80	11.5	165	130	3.5	200	12
90 S	11.5	165	130	3.5	200	12
90 L	11.5	165	130	3.5	200	12

B14 - Face Mount



IEC Frame	F	Ø M	Ø N	O	Ø P
63	M5	75	60	2.5	90
71	M6	85	70	2.5	105
80	M6	100	80	3	120
90 S	M8	115	95	3	140
90 L	M8	115	95	3	140

**Metric IEC,
Three Phase,
60 Hz, TEFC (IP54),
Foot Mounted**

0.18 thru 30 kW (.25 thru 40 Hp) IEC D63 thru D200L

Applications: Pumps, fans, conveyors, machine tools, gear reducers and other applications requiring IEC metric B3 base mount replacements.



Features: IEC-B3 mount. Conforms to IEC 60072-1 and IEC 60034-1. Conduit box mounted F-2. Rigid Base. Pressure cast aluminum end plates with ribbed design for rigidity. Ball bearings with a locked drive end bearing, heavy-gauge steel frames and gasketed conduit box. Motors with shaded rows have cast iron frames and endplates.

kW/HP	RPM	IEC Frame	Catalog Number	List Price	Mult. Sym.	"L" Dim. (in)	Aprx. Wt. (lb)	Full Load Efficiency	60 Hz Voltage	Full Load Amps	60 Hz Use in US	Notes (a)
.18/.25	1800	D63	MM3454	311	K	10.47	20	73	230/460	0.6	Yes	2, 30
	3600	D63	MM3457	290	K	10.47	19	72	230/460	0.6	Yes	2, 30
.25/.33	1800	D71	MM3458	343	K	10.43	20	74	230/460	0.7	Yes	2, 30
	3600	D71	MM3460	327	K	10.43	20	72	230/460	0.6	Yes	2, 30
.37/.50	1800	D71	MM3461	405	K	10.43	19	71	208-230/460	1.2	Yes	2
	3600	D71	MM3463	362	K	10.93	24	75.2	230/460	1.2	Yes	2, 30
.55/.75	1800	D80	MM3542	434	K	10.73	26	75.5	208-230/460	1.5	Yes	2
	3600	D80	MM3545	428	K	10.73	25	77	208-230/460	1.5	Yes	2
.75/1	1800	D80	MM3546	451	K	12.23	33	75.5	208-230/460	1.8	Yes	2
	3600	D80	MM3550	476	K	11.35	30	82.5	208-230/460	2.1	Yes	2
1.1/1.5	1800	D90S	EMM3554	767	L1	13.00	44	86.5	208-230/460	2.2	Yes	
	3600	D90S	EMM3555	733	L1	13.87	52	86.5	208-230/460	2.5	Yes	
1.5/2	1800	D90L	EMM3558	783	K	13.87	48	86.5	208-230/460	2.9	Yes	
	3600	D90L	EMM3559	881	L1	15.26	59	87.5	208-230/460	3.5	Yes	
2.2/3	1800	D100L	EMM3611	879	L1	15.76	70	89.5	208-230/460	4.2	Yes	
	3600	D100L	EMM3613	893	L1	15.76	76	88.5	208-230/460	5.6	Yes	
3.7/5	1800	D112M	EMM3615	954	L1	17.66	90	89.5	208-230/460	6.7	Yes	
	3600	D132S	EMM3709	1,347	L1	17.66	117	89.5	208-230/460	8.6	Yes	
5.5/7.5	1800	D132S	EMM3710	1,365	L1	18.91	127	91.7	208-230/460	9.4	Yes	
	3600	D132S	EMM3711	1,412	L1	17.66	142	90.2	208-230/460	11.8	Yes	
7.5/10	1800	D132M	EMM3714	1,544	L1	20.29	165	91.7	208-230/460	12	Yes	
	3600	D160M	EMM2333	2,221	L1	23.51	255	92.4	208-230/460	18.5	Yes	
11/15	1800	D160L	EMM2334	2,696	L1	23.63	322	93	208-230/460	25	Yes	
15/20	1800	D180M	EMM4103	3,544	L1	27.48	422	93.6	208-230/460	31	Yes	
18.5/25	1800	D180L	EMM4104	4,184	L1	27.48	437	93.6	208-230/460	38	Yes	
22/30	1800	D200L	EMM4110	5,482	L1	29.35	607	94.1	208-230/460	48	Yes	

(a) See notes on inside back flap.

■ Cast Iron Frame

Farm Duty Motors

Definite Purpose Motors

Unit Handling Motors

Brake Motors

200 & 375 Volt Motors

IEC Frame Motors

50 Hertz Motors

Inverter/Vector Motors & Controls

DC Motors and Controls

Soft Starters & Dynamic Brakes

BALDOR • RELIANCE

**Metric IEC,
Three Phase,
60 Hz, TEFC (IP54),
B5 Flange**

0.25 thru 7.5 kW (.33 thru 10 Hp) IEC D71D thru D132MD

Applications: Pumps, fans, conveyors, machine tools, gear reducers and other applications requiring IEC metric B5 flange mount replacements.



Features: IEC-B5 flange mount. Conduit box mounted F-2. Conforms to IEC 60072-1 and IEC 60034-1. Pressure cast aluminum end plates with ribbed design for rigidity. Ball bearings with a locked drive end bearing, heavy-gauge steel frames and gasketed conduit box.

kW/Hp	RPM	IEC Frame	Catalog Number	List Price	Mult. Sym.	"L" Dim. (in)	Aprx. Wt. (lb)	Full Load Efficiency	60 Hz Voltage	Full Load Amps	60 Hz Use in US	Notes (a)
.25/.33	3600	D71D	MVM3457D	446	K	10.74	20	72	230/460	0.6	Yes	30
	1800	D71D	MVM3458D	538	K	10.74	20	74	230/460	0.7	Yes	30
.37/.50	3600	D71D	MVM3460D	514	K	10.74	20	72	230/460	0.6	Yes	30
	1800	D71D	MVM3461D	541	K	10.74	20	71	230/460	1.2	Yes	1, 30
.55/.75	3600	D71D	MVM3463D	536	K	11.24	25	75.2	230/460	1.2	Yes	2, 30
	1800	D80D	MVM3542D	571	K	10.73	27	75.5	208-230/460	1.5	Yes	
.75/1	3600	D80D	MVM3545D	629	K	10.73	25	75.5	230/460	1.8	Yes	30
	1800	D80D	MVM3546D	653	K	12.23	33	75.5	208-230/460	1.8	Yes	
1.1/1.5	3600	D80D	MVM3550D	662	L1	11.61	41	75.5	208-230/460	2.3	Yes	
	1800	D90SD	MVM3554D	673	L1	13.01	40	84	208-230/460	2.4	Yes	
1.5/2	3600	D90LD	MVM3555D	721	L1	13.01	50	84	208-230/460	2.6	Yes	
	1800	D90LD	MVM3558D	698	L1	13.01	47	84	208-230/460	3.1	Yes	
2.2/3	3600	D90LD	MVM3559D	794	L1	13.89	55	85.5	208-230/460	3.7	Yes	1
	1800	D100LD	MVM3611D	857	L1	15.77	79	87.5	208-230/460	4.1	Yes	1
3.7/5	3600	D100LD	MVM3613D	981	L1	15.77	79	87.5	208-230/460	5.8	Yes	1
	1800	D112MD	MVM3615D	925	L1	15.77	81	87.5	208-230/460	6.8	Yes	1
5.5/7.5	3600	D132SD	MVM3709D	1,308	L1	20.47	121	88.5	208-230/460	8.7	Yes	1
	1800	D132SD	MVM3710D	1,166	L1	19.35	137	89.5	208-230/460	10.1	Yes	1
7.5/10	3600	D132SD	MVM3711D	1,551	L1	19.35	137	89.5	208-230/460	12	Yes	1
	1800	D132MD	MVM3714D	1,423	L1	20.48	154	89.5	208-230/460	13.5	Yes	2, 20

(a) See notes on inside back flap.

Farm Duty Motors
Definite Purpose Motors
Unit Handling Motors
Brake Motors
200 & 575 Volt Motors
IEC Frame Motors
50 Hertz Motors
Inverter/Vector Motors & Controls
DC Motors and Controls
Soft Start & Dynamic Brakes

**Metric IEC,
Three Phase,
60 Hz, TEFC (IP54),
B14 Face**

0.25 thru 3.7 kW (.33 thru 5 Hp) IEC D71C thru D112MC

Applications: Pumps, fans, conveyors, machine tools, gear reducers and other applications requiring IEC metric B14 face mounting replacements.

Features: IEC-B14 face mounting. Conduit box mounted F-2. Pressure cast aluminum end plates with ribbed design for rigidity. Ball bearings with a locked drive end bearing, heavy-gauge steel frames and gasketed conduit box.



kW/HP	RPM	IEC Frame	Catalog Number	List Price	Mult. Sym.	"L" Dim. (in)	Aprx. Wt. (lb)	Full Load Efficiency	60 Hz Voltage	Full Load Amps	60 Hz Use in US	Notes (a)
.25/.33	1800	D71C	MVM3458C	472	K	10.74	22	74	230/460	0.7	Yes	30
	3600	D71C	MVM3460C	503	K	10.74	22	72	230/460	0.6	Yes	30
.37/.50	1800	D71C	MVM3461C	531	K	10.74	22	71	208-230/460	1.2	Yes	2
	3600	D71C	MVM3463C	523	K	11.24	26	75.5	230/460	1.4	Yes	30
.55/.75	1800	D80C	MVM3542C	557	K	11.11	28	75.5	208-230/460	1.5	Yes	
	3600	D80C	MVM3545C	619	K	11.11	26	75.5	230/460	1.8	Yes	2, 30
.75/1	1800	D80C	MVM3546C	638	K	12.61	35	75.5	208-230/460	1.8	Yes	
	3600	D80C	MVM3550C	645	L1	11.38	33	75.5	208-230/460	2.3	Yes	
1.1/1.5	1800	D90SC	MVM3554C	662	L1	13.75	45	84	208-230/460	2.4	Yes	
	3600	D90SC	MVM3555C	708	L1	13.75	51	84	208-230/460	2.6	Yes	
1.5/2	1800	D90LC	MVM3558C	679	L1	13.75	49	84	208-230/460	3.1	Yes	
	3600	D90LC	MVM3559C	776	L1	14.63	50	85.5	208-230/460	3.7	Yes	1
2.2/3	1800	D100LC	MVM3611C	841	L1	15.88	72	87.5	208-230/460	4.1	Yes	1
	3600	D100LC	MVM3613C	966	L1	15.88	70	87.5	208-230/460	5.8	Yes	1
3.7/5	1800	D112MC	MVM3615C	907	L1	15.88	78	87.5	208-230/460	6.8	Yes	1

(a) See notes on inside back flap.

Farm Duty Motors

Definite Purpose Motors

Unit Handling Motors

Brake Motors

200 & 375 Volt Motors

IEC Frame Motors

50 Hertz Motors

Inverter/Vector Motors & Controls

DC Motors and Controls


Soft Starters & Dynamic Brakes

Metric IEC Frame Motors, Three Phase, 50 Hz, 230/400 and 400 Volts, Foot Mounted

.12 thru 90 kW (.16-125 Hp) IEC D63M thru D280M

Applications: Pumps, compressors, fans, conveyors, and other general purpose three phase applications requiring IEC metric B3 base mount replacements.

Features: ABB Process Performance (severe duty) IP55 construction. Choice of aluminum (-AP) or cast iron (-PP) frame and endplates. IE2 efficiency per IEC 60034-30; 6 post terminal block with 230D/400Y or 400D/690Y volt connections at 50 Hz. Class F insulated motors that operates within Class "B" temperature limits. 1.0 Service Factor. Some ratings are marked with DOE compliance number for use on 460 volt, 60 Hz for use in US. Inverter-ready.



kW/Hp	RPM	IEC Frame	Catalog Number	List Price	Mult. Sym.	"L" Dim. (in)	Aprx. Wt. (lb)	Full Load Efficiency	Voltage	FLA @ 400V	60 Hz Use in US	Notes (a)
.12/.16	1500	D63	MM06124-AP	248	M	8.43	9	65.5	230/400	0.5	Yes	11, 25
	3000	D63	MM06182-AP	255	M	8.43	9	75	230/400	0.6	Yes	11, 25
.18/.25	1500	D63	MM06184-AP	251	M	8.43	10	67.3	230/400	0.6	Yes	11, 25
	3000	D63	MM06252-AP	258	M	8.43	10	78.6	230/400	0.7	Yes	11, 25
.25/.33	1500	D71	MM07254-AP	258	M	9.45	11	65.1	230/400	0.7	Yes	11, 25
		D71	MM07254-PP	272	M	10.39	22	68.3	230/400	0.7	Yes	11, 25
.37/.50	3000	D71	MM07372-AP	267	M	9.45	11	71.6	230/400	1	Yes	11, 25
		D71	MM07372-PP	282	M	10.39	24	69.2	230/400	1	Yes	11, 25
	1500	D71	MM07374-AP	291	M	9.45	11	69.7	230/400	1	Yes	11, 25
		D71	MM07374-PP	307	M	10.39	24	72.4	230/400	0.9	Yes	11, 25
.55/.75	3000	D71	MM07552-AP	298	M	9.45	13	78.4	230/400	1.3	Yes	11, 25
		D71	MM07552-PP	314	M	10.39	24	73.2	230/400	1.3	Yes	11, 25
	1500	D80	MM08554-AP	320	M	10.45	19	74.1	230/400	1.4	Yes	11, 25
		D80	MM08554-PP	337	M	12.64	22	74.5	230/400	1.5	Yes	11, 25
.75/1	3000	D80	MM08752-AP	360	M	10.45	23	80.3	230/400	1.8	Yes	11, 25
		D80	MM08752-PP	380	M	12.64	35	80.6	230/400	1.8	Yes	11, 25
	1500	D80	MM08754-AP	375	M	10.45	26	79.8	230/400	1.7	Yes	11, 25
		D80	MM08754-PP	395	M	12.64	37	81	230/400	1.8	Yes	11, 25
1.1/1.5	3000	D80	MM08112-AP	394	M	10.45	24	80.9	230/400	2.5	Yes	11, 25
		D80	MM08112-PP	415	M	12.64	40	81.8	230/400	2.4	Yes	11, 25
	1500	D90	MM09114-AP	427	M	12.19	35	83.7	230/400	2.4	No	11, 25
		D90	MM09114-PP	450	M	14.06	57	83.7	230/400	2.4	No	11, 25
1.5/2	3000	D90	MM09152-AP	443	M	12.19	35	84.1	230/400	2.7	No	11, 25
		D90	MM09152-PP	493	M	14.06	53	82.2	230/400	3	No	11, 25
	1500	D90	MM09154-AP	476	M	13.05	35	84.1	230/400	3.3	No	11, 25
		D90	MM09154-PP	530	M	14.06	62	84.3	230/400	3	No	11, 25
2.2/3	3000	D90	MM09222-AP	558	M	12.19	35	84.6	230/400	4.4	No	11, 25
		D90	MM09222-PP	621	M	14.06	55	84.7	230/400	4.3	No	11, 25
	1500	D100	MM10224-AP	582	M	13.82	59	85.7	230/400	4.6	Yes	11, 25
		D100	MM10224-PP	648	M	15.00	79	86.8	230/400	4.7	Yes	11, 25
3/4	3000	D100	MM10032-AP	659	M	13.82	55	86.4	230/400	5.8	Yes	11, 25
		D100	MM10032-PP	734	M1	15.00	79	85.2	230/400	5.9	Yes	11, 25
	1500	D100	MM10034-AP	695	M	13.82	64	86.4	230/400	6.3	Yes	11, 25
		D100	MM10034-PP	774	M	15.00	84	85.9	230/400	6.3	Yes	11, 25
4/5.3	3000	D112	MM11042-AP	788	M1	15.47	66	86.1	230/400	7.6	No	11, 25
		D112	MM11042-PP	877	M1	15.87	82	86.1	230/400	7.7	No	11, 25
	1500	D112	MM11044-AP	824	M1	15.47	75	86.7	230/400	8.8	No	11, 25
		D112	MM11044-PP	917	M1	15.87	97	86.8	230/400	8.2	No	11, 25
5.5/7.5	3000	D132	MM13552-AP	1,027	M1	17.60	123	88	400/690	11	No	11, 25
		D132	MM13552-PP	1,143	M1	20.98	150	88	400/690	10.4	No	11, 25
	1500	D132	MM13554-AP	1,056	M1	17.60	106	89	400/690	11.2	No	11, 25
		D132	MM13554-PP	1,175	M1	20.98	154	89	400/690	11.1	No	11, 25

(a) See notes on inside back flap.

Motors shown as "60 Hz Use in US" are compliant with U.S. DOE and Canadian NRCan efficiency requirements. These motors are usable on the 400 V, 50 Hz connection for use at 460 V, 60 Hz (230 V, 60 Hz use is not possible).

■ Cast Iron Frame

Farm Duty
Motors

Definite Purpose
Motors

Unit Handling
Motors

Brake Motors

200 & 575 Volt
Motors

IEC Frame
Motors

50 Hertz
Motors

Inverter/Vector
Motors & Controls

DC Motors
and Controls

Soft Start & Dynamic
Brakes

Metric IEC Frame Motors, Three Phase, 50 Hz, 230/400 and 400 Volts, Foot Mounted

kW/Hp	RPM	IEC Frame	Catalog Number	List Price	Mult. Sym.	"L" Dim. (in)	Aprx. Wt. (lb)	Full Load Efficiency	Voltage	FLA @ 400V	60 Hz Use in US	Notes (a)
7.5/10	3000	D132	MM13752-AP	1,277	M1	17.60	123	88.5	400/690	14	No	11, 25
		D132	MM13752-PP	1,422	M1	20.98	154	88.6	400/690	14.5	No	11, 25
	1500	D132	MM13754-AP	1,331	M1	17.60	130	89.1	400/690	15.3	No	11, 25
		D132	MM13754-PP	1,482	M1	20.98	161	89.3	400/690	14.9	No	11, 25
11/15	3000	D160	MM16112-AP	1,805	M1	22.99	201	90.7	400/690	19.2	No	11, 25
		D160	MM16112-PP	2,022	M1	22.99	280	90.7	400/690	19.2	No	11, 25
	1500	D160	MM16114-AP	1,842	M1	22.99	218	90.4	400/690	20.9	No	11, 25
		D160	MM16114-PP	2,064	M1	22.99	298	90.4	400/690	20.9	No	11, 25
15/20	3000	D160	MM16152-AP	2,345	M1	22.99	231	91.5	400/690	26	No	11, 25
		D160	MM16152-PP	2,628	M1	22.99	311	91.5	400/690	26	No	11, 25
	1500	D160	MM16154-AP	2,390	M1	26.81	260	91.4	400/690	28.5	No	11, 25
		D160	MM16154-PP	2,678	M1	26.81	364	91.4	400/690	28.5	No	11, 25
18.5/22	3000	D160	MM16182-AP	2,814	M1	26.81	271	92	400/690	31.5	No	11, 25
		D160	MM16182-PP	3,154	M1	26.81	375	92	400/690	31.5	No	11, 25
	1500	D180	MM18184-AP	2,715	M1	28.58	322	91.9	400/690	34.5	No	11, 25
		D180	MM18184-PP	3,043	M1	28.58	452	91.9	400/690	34.5	No	11, 25
22/30	3000	D180	MM18222-AP	3,209	M1	28.58	291	92.2	400/690	39.5	No	11, 25
		D180	MM18222-PP	3,596	M1	28.58	419	92.2	400/690	39.5	No	11, 25
	1500	D180	MM18224-AP	3,258	M1	28.70	359	92.4	400/690	40.9	No	11, 25
		D180	MM18224-PP	3,652	M1	28.58	490	92.4	400/690	40.9	No	11, 25
30/40	3000	D200	MM20302-AP	4,023	M1	32.32	463	93.1	400/690	51.6	No	11, 25
		D200	MM20302-PP	4,509	M1	32.32	624	93.1	400/690	51.6	No	11, 25
	1500	D200	MM20304-AP	4,196	M1	32.32	481	93.2	400/690	55.3	No	11, 25
		D200	MM20304-PP	4,703	M1	32.32	642	91	400/690	55.3	No	11, 25
37/50	3000	D200	MM20372-AP	5,282	M1	32.32	496	93.4	400/690	63.5	No	11, 25
		D200	MM20372-PP	5,920	M1	32.32	657	93.4	400/690	63.5	No	11, 25
	1500	D225	MM22374-AP	5,085	M1	34.65	530	93.4	400/690	68	No	11, 25
		D225	MM22374-PP	5,698	M1	34.65	714	93.4	400/690	68	No	11, 25
45/60	3000	D225	MM22452-AP	6,418	M1	33.46	580	93.6	400/690	78.8	No	11, 25
		D225	MM22452-PP	7,192	M1	33.46	580	93.6	400/690	78.8	No	11, 25
	1500	D225	MM22454-AP	6,195	M1	34.65	602	93.9	400/690	81.3	No	11, 25
		D225	MM22454-PP	6,943	M1	34.65	785	93.9	400/690	81.3	No	11, 25
55/75	3000	D250	MM25552-AP	7,849	M1	34.80	670	94.1	400/690	95.8	No	11, 25
		D250	MM25552-PP	8,796	M1	34.80	893	94.1	400/690	95.8	No	11, 25
	1500	D250	MM25554-AP	7,528	M1	34.80	692	94.4	400/690	98.9	No	11, 25
		D250	MM25554-PP	8,437	M1	34.80	913	94.4	400/690	98.9	No	11, 25
75/100	3000	D280	MM28752-PP	10,552	M1	34.80	1378	94.3	400/690	130	No	11, 25
	1500	D280	MM28754-PP	10,212	M1	34.80	1378	94.5	400/690	134	No	11, 25
90/125	3000	D280	MM28902-PP	12,686	M1	34.80	1466	94.6	400/690	152	No	11, 25
	1500	D280	MM28904-PP	11,934	M1	34.80	1466	94.7	400/690	159	No	11, 25

(a) See notes on inside back flap.

Motors shown as "60 Hz Use in US" are compliant with U.S. DOE and Canadian NRCan efficiency requirements. These motors are usable on the 400 V, 50 Hz connection for use at 460 V, 60 Hz (230 V, 60 Hz use is not possible).

■ Cast Iron Frame

Farm Duty Motors
 Definite Purpose Motors
 Unit Handling Motors
 Brake Motors
 200 & 375 Volt Motors
 IEC Frame Motors
 50 Hertz Motors
 Inverter/Vector Motors & Controls
 DC Motors and Controls
 Soft Starters & Dynamic Brakes


Metric IEC Frame Motors, Three Phase, 50 Hz, 230/400 and 400 Volts, B5 Flange

.12 thru 55 kW (.16-75 Hp)

IEC D63D thru D250D

Applications: Pumps, compressors, fans, conveyors, and other general purpose three phase applications requiring IEC metric B5 flange mount replacements.

Features: ABB Process Performance (severe duty) IP55 construction. Aluminum frame and endplates. IE2 efficiency per IEC 60034-30; 6 post terminal block with 230D/400Y or 400D/690Y volt connections at 50 Hz. Class F insulated motors that operates within Class "B" temperature limits. 1.0 Service Factor. Some ratings are marked with DOE compliance number for use on 460 volt, 60 Hz for use in US. Suitable for mounting in any position. Inverter-ready.



kW/Hp	RPM	IEC Frame	Catalog Number	List Price	Mult. Sym.	"L" Dim. (in)	Aprx. Wt. (lb)	Full Load Efficiency	Voltage	FLA @ 400V	60 Hz Use in US	Notes (a)
.12/.16	1500	D63	MVM06124D-AP	291	M	8.43	9	65.5	230/400	0.5	Yes	11, 25
	3000	D63	MVM06182D-AP	284	M	8.43	9	75	230/400	0.6	Yes	11, 25
.18/.25	1500	D63	MVM06184D-AP	294	M	8.43	10	67.3	230/400	0.6	Yes	11, 25
	3000	D63	MVM06252D-AP	289	M	8.43	10	78.6	230/400	0.7	Yes	11, 25
.25/.33	1500	D71	MVM07254D-AP	308	M	9.45	11	65.1	230/400	0.7	Yes	11, 25
	3000	D71	MVM07372D-AP	315	M	9.45	11	71.6	230/400	1	Yes	11, 25
.37/.5	1500	D71	MVM07374D-AP	341	M	9.45	11	69.7	230/400	1	Yes	11, 25
	3000	D71	MVM07552D-AP	348	M	9.45	11	78.4	230/400	1.3	Yes	11, 25
.55/.75	1500	D80	MVM08554D-AP	372	M	10.45	19	74.1	230/400	1.4	Yes	11, 25
	3000	D80	MVM08752D-AP	413	M	10.45	23	80.3	230/400	1.8	Yes	11, 25
.75/1	1500	D80	MVM08754D-AP	420	M	10.45	20	79.8	230/400	1.7	Yes	11, 25
	3000	D80	MVM08112D-AP	444	M	10.45	24	80.9	230/400	2.5	Yes	11, 25
1.1/1.5	1500	D90	MVM09114D-AP	456	M1	12.19	35	83.7	230/400	2.4	No	11, 25
	3000	D90	MVM09152D-AP	494	M1	12.19	35	84.1	230/400	2.9	No	11, 25
1.5/2	1500	D90	MVM09154D-AP	546	M1	13.05	35	84.2	230/400	3.3	No	11, 25
	3000	D90	MVM09222D-AP	612	M1	12.19	35	84.6	230/400	4.4	No	11, 25
2.2/3	1500	D100	MVM10224D-AP	648	M1	13.82	55	86.4	230/400	4.6	Yes	11, 25
	3000	D100	MVM10032D-AP	727	M1	13.82	55	86.4	230/400	5.8	Yes	11, 25
3/4	1500	D100	MVM10034D-AP	774	M1	13.82	64	85.7	230/400	6.3	Yes	11, 25
	3000	D112	MVM11042D-AP	869	M1	15.47	66	86.1	230/400	7.6	No	11, 25
4/5.3	1500	D112	MVM11044D-AP	903	M1	15.47	75	86.7	230/400	8.8	No	11, 25
	5.5/7.5	1500	D132	MVM13554D-AP	1,153	M1	17.60	106	89	400/690	11.2	No
5.5/7.5	1500	D132	MVM13754D-AP	1,455	M1	17.60	130	89.1	400/690	15.3	No	11, 25
11/15	1500	D160	MVM16114D-AP	1,995	M1	22.99	234	91	400/690	20.9	Yes	11, 25
15/20	1500	D160	MVM16154D-AP	2,540	M1	26.81	273	91	400/690	28.5	Yes	11, 25
18.5/22	1500	D180	MVM18184D-AP	2,938	M1	28.58	338	91	400/690	34.5	Yes	11, 25
22/30	1500	D180	MVM18224D-AP	3,480	M1	28.58	375	91	400/690	40.9	Yes	11, 25
30/40	1500	D200	MVM20304D-AP	4,492	M1	32.32	503	93.2	400/690	55.3	Yes	11, 25
37/50	1500	D225	MVM22374D-AP	5,430	M1	34.65	547	93.4	400/690	68	Yes	11, 25
45/60	1500	D225	MVM22454D-AP	6,541	M1	34.65	620	93.9	400/690	81.3	Yes	11, 25
55/75	1500	D250	MVM25554D-AP	7,923	M1	34.80	772	89.5	400/690	98.9	Yes	11, 25

(a) See notes on inside back flap.

Motors shown as "60 Hz Use in US" are compliant with U.S. DOE and Canadian NRCan efficiency requirements. These motors are usable on the 400 V, 50 Hz connection for use at 460 V, 60 Hz (230 V, 60 Hz use is not possible).

Premium Efficient, Metric IEC Frame Motors, Three Phase, 50 Hz, 230/400 and 400 Volts

11 thru 90 kW (15-125 Hp)

IEC D160M thru D280M

Applications: Pumps, compressors, fans, conveyors, and other general purpose three phase applications.

Features: ABB Process Performance (severe duty) IP55 construction. Cast iron frame and endplates. 6 post terminal block with Wye-delta connection 400/690 volt 50 Hz. Class F insulated motors that operates within Class "B" temperature limits. 1.0 Service Factor. Efficiency per IEC 60034-30, IE3 level and marked with DOE compliance number for use on 460 volt, 60 Hz for use in US. Complies with AS/NZS 1359.5.2005 High-Efficiency MEPS. Inverter-ready.



kW/HP	RPM	IEC Frame	Catalog Number	List Price	Mult. Sym.	"L" Dim. (in)	Aprx. Wt. (lb)	Full Load Efficiency	Voltage	Full Load Amps	60 Hz Use in US	Notes (a)
11/15	3000	D160	EMM16112-PP	2,704	M1	22.99	311	91	400	18.8	Yes	11, 25
	1500	D160	EMM16114-PP	2,760	M1	22.99	382	93	400	20.7	Yes	11, 25
15/20	3000	D160	EMM16152-PP	3,520	M1	22.99	375	91	400	25.6	Yes	11, 25
	1500	D160	EMM16154-PP	3,579	M1	26.81	413	93	400	27.8	Yes	11, 25
18.5/22	3000	D160	EMM16182-PP	4,230	M1	26.81	403	91.7	400	31	Yes	11, 25
	1500	D180	EMM18184-PP	4,052	M1	28.58	519	93.6	400	34.1	Yes	11, 25
22/30	3000	D180	EMM18222-PP	4,762	M1	28.58	516	91.7	400	37.6	Yes	11, 25
	1500	D180	EMM18224-PP	4,851	M1	28.58	519	94.1	400	40.6	Yes	11, 25
30/40	3000	D200	EMM20302-PP	5,945	M1	32.32	657	92.4	400	51.4	Yes	11, 25
	1500	D200	EMM20304-PP	6,182	M1	32.32	703	94.1	400	54.1	Yes	11, 25
37/50	3000	D200	EMM20372-PP	7,808	M1	32.32	692	93	400	62.6	Yes	11, 25
	1500	D225	EMM22374-PP	7,512	M1	34.65	877	94.5	400	65	Yes	11, 25
45/60	3000	D225	EMM22452-PP	9,405	M1	33.46	692	93.6	400	75.6	Yes	11, 25
	1500	D225	EMM22454-PP	9,080	M1	34.65	877	95	400	79.2	Yes	11, 25
55/75	3000	D250	EMM25552-PP	11,416	M1	34.80	997	93.6	400	93.1	Yes	11, 25
	1500	D250	EMM25554-PP	10,943	M1	34.80	1049	95.4	400	97	Yes	11, 25
75/100	3000	D280	EMM28752-PP	12,599	M1	34.80	1466	94.1	400	130	Yes	11, 25
	1500	D280	EMM28754-PP	12,190	M1	34.80	1466	95.4	400	133	Yes	11, 25
90/125	3000	D280	EMM28902-PP	15,147	M1	34.80	1598	95	400	154	Yes	11, 25
	1500	D280	EMM28904-PP	14,258	M1	34.80	1598	95.4	400	159	Yes	11, 25

(a) See notes on inside back flap.

Motors shown as "60 Hz Use in US" are compliant with U.S. DOE and Canadian NRCan efficiency requirements. These motors are usable on the 400 V, 50 Hz connection for use at 460 V, 60 Hz (230 V, 60 Hz use is not possible).

■ Cast Iron Frame

Farm Duty Motors

Definite Purpose Motors

Unit Handling Motors

Brake Motors

200 & 375 Volt Motors

IEC Frame Motors

50 Hertz Motors

Inverter/Vector Motors & Controls

DC Motors and Controls

Soft Starters & Dynamic Brakes

Metric IEC ATEX/IECEX

.55 thru 90 kW (.75-125 Hp)

IEC D80 thru D280

Non-Sparking

Applications: Ideal for use where hazardous gases may be present.

Ex nA II T3,

Three Phase, 50 Hz,

230/400 and 400 Volts, Foot Mounted

Features: ABB Non-Sparking (Ex nA) for Zone 2. Cast Iron frame and endplates. IP55 construction IE2 efficiency per IEC 60034-30; 6 post terminal block with 230D/400Y or 400D/690Y volt connections at 50 Hz. Class F insulated motors that operates within Class "B" temperature limits. 1.0 Service Factor. Certified for both ATEX and IECEX as standard.



kW/Hp	RPM	IEC Frame	Catalog Number	List Price	Mult. Sym.	"L" Dim. (in)	Aprx. Wt. (lb)	Full Load Efficiency	Voltage	FLA @ 400V	60 Hz Use in US	Notes (a)
.55/.75	1500	D80	MM08554-EX1	1,036	M	13.39	84	75.4	230/400	1.4	No	11, 25
.75/1	1500	D80	MM08754-EX1	1,080	M	13.39	84	80.4	230/400	1.8	No	11, 25
1.1/1.5	1500	D90	MM09114-EX1	1,204	M1	15.95	112	81.8	230/400	2.3	No	11, 25
1.5/2	1500	D90	MM09154-EX1	1,320	M1	15.95	117	83.2	230/400	3.2	No	11, 25
2.2/3	1500	D100	MM10224-EX1	1,529	M1	18.90	134	84.7	230/400	4.3	No	11, 25
3/4	1500	D100	MM10034-EX1	1,737	M1	18.90	139	85.7	230/400	6	No	11, 25
4/5.3	1500	D112	MM11044-EX1	2,002	M1	18.90	159	86.9	230/400	8.7	No	11, 25
5.5/7.5	1500	D132	MM13554-EX1	2,208	M1	22.50	225	87.7	400/690	11.4	No	11, 25
7.5/10	1500	D132	MM13754-EX1	2,414	M1	22.50	244	89.1	400/690	16.1	No	11, 25
11/15	1500	D160	MM16114-EX1	2,887	M1	27.99	498	91.2	400/690	21.2	No	11, 25
15/20	1500	D160	MM16154-EX1	3,258	M1	27.99	549	92	400/690	28	No	11, 25
18.5/22	1500	D180	MM18184-EX1	3,549	M1	27.80	597	91.6	400/690	35.1	No	11, 25
22/30	1500	D180	MM18224-EX1	3,942	M1	27.80	615	91.6	400/690	41.7	No	11, 25
30/40	1500	D200	MM20304-EX1	4,415	M1	30.47	672	93.6	400/690	54.4	No	11, 25
37/50	1500	D225	MM22374-EX1	5,288	M1	34.29	783	93.6	400/690	67.1	No	11, 25
45/60	1500	D225	MM22454-EX1	6,404	M1	34.29	860	94.1	400/690	78.4	No	11, 25
55/75	1500	D250	MM25554-EX1	7,714	M1	34.45	915	94.3	400/690	100	No	11, 25
75/100	1500	D280	MM28754-EX1	10,552	M1	42.83	1377	94.5	400/690	134	No	11, 25
90/125	1500	D280	MM28904-EX1	12,274	M1	42.83	1466	94.7	400/690	159	No	11, 25

(a) See notes on inside back flap.

■ Cast Iron Frame

**Metric IEC ATEX/
IECEX Flameproof
Ex d IIC T4,
Three Phase, 50 Hz,
230/400 and 400 Volts,
Foot Mounted**

.55 thru 30 kW (.75-40 Hp)

IEC D80 thru D200

Applications: Ideal for use where hazardous gases may be present.



Features: ABB Flameproof (Ex d) for Zone 1. Cast Iron frame and endplates. IP55 construction, IE2 efficiency per IEC 60034-30; 6 post terminal block with 230D/400Y or 400D/690Y connections at 50 Hz. Class F insulated motors that operates within Class “B” temperature limits. 1.0 Service Factor. Certified for both ATEX and IECEx as standard.

kW/HP	RPM	IEC Frame	Catalog Number	List Price	Mult. Sym.	“L” Dim. (in)	Aprx. Wt. (lb)	Full Load Efficiency	Voltage	FLA @ 400V	60 Hz Use in US	Notes (a)
.55/.75	1500	D80	MM08554-EX2	1,138	M	13.39	84	75.4	230/400	1.4	No	11, 25
.75/1	1500	D80	MM08754-EX2	1,189	M	13.39	84	80.4	230/400	1.8	No	11, 25
1.1/1.5	1500	D90	MM09114-EX2	1,322	M1	15.94	112	81.8	230/400	2.3	No	11, 25
1.5/2	1500	D90	MM09154-EX2	1,453	M1	15.94	117	83.2	230/400	3.2	No	11, 25
2.2/3	1500	D100	MM10224-EX2	1,681	M1	20.47	154	84.7	230/400	4.3	No	11, 25
3/4	1500	D100	MM10034-EX2	1,909	M1	20.47	159	85.7	230/400	6	No	11, 25
4/5.3	1500	D112	MM11044-EX2	2,200	M1	20.47	179	86.9	230/400	8.7	No	11, 25
5.5/7.5	1500	D132	MM13554-EX2	2,644	M1	22.83	245	87.7	400/690	11.4	No	11, 25
7.5/10	1500	D132	MM13754-EX2	3,105	M1	22.83	251	89.1	400/690	16.1	No	11, 25
11/15	1500	D160	MM16114-EX2	3,663	M1	27.99	511	91.2	400/690	21.2	No	11, 25
15/20	1500	D160	MM16154-EX2	4,536	M1	27.99	562	92	400/690	28	No	11, 25
18.5/22	1500	D180	MM18184-EX2	5,700	M1	27.80	611	91.6	400/690	35.1	No	11, 25
22/30	1500	D180	MM18224-EX2	6,307	M1	27.80	628	91.6	400/690	41.7	No	11, 25
30/40	1500	D200	MM20304-EX2	7,908	M1	30.47	750	93.6	400/690	54.4	No	11, 25

(a) See notes on inside back flap.

■ Cast Iron Frame

Farm Duty Motors

Definite Purpose Motors

Unit Handling Motors

Brake Motors

200 & 375 Volt Motors

IEC Frame Motors

50 Hertz Motors

Inverter/Vector Motors & Controls

DC Motors and Controls

Soft Starters & Dynamic Brakes


Metric IEC ATEX/ IECEX Flameproof Ex de IIC T4, Three Phase, 50 Hz, 230/400 and 400 Volts, Foot Mounted

.55 thru 30 kW (.75-40 Hp)

IEC D80 thru D200

Applications: Ideal for use where hazardous gases may be present.

Features: ABB Flameproof (Ex de) for Zone 1. Cast Iron frame and endplates with increased safety conduit box. IP55 construction, IE2 efficiency per IEC 60034-30; 6 post terminal block with 230D/400Y or 400D/690Y volt connections at 50 Hz. Class F insulated motors that operates within Class "B" temperature limits. 1.0 Service Factor. Suitable for mounting in any position. Certified for both ATEX and IECEx as standard.



kW/HP	RPM	IEC Frame	Catalog Number	List Price	Mult. Sym.	"L" Dim. (in)	Aprx. Wt. (lb)	Full Load Efficiency	Voltage	FLA @ 400V	60 Hz Use in US	Notes (a)
.55/.75	1500	D80	MM08554-EX3	1,036	M	13.39	84	75.4	230/400	1.4	No	11, 25
.75/1	1500	D80	MM08754-EX3	1,080	M	13.39	84	80.4	230/400	1.8	No	11, 25
1.1/1.5	1500	D90	MM09114-EX3	1,204	M1	15.94	112	81.8	230/400	2.3	No	11, 25
1.5/2	1500	D90	MM09154-EX3	1,320	M1	15.94	117	83.2	230/400	3.2	No	11, 25
2.2/3	1500	D100	MM10224-EX3	1,529	M1	18.90	154	84.7	230/400	4.3	No	11, 25
3/4	1500	D100	MM10034-EX3	1,737	M1	18.90	159	85.7	230/400	6	No	11, 25
4/5.3	1500	D112	MM11044-EX3	2,002	M1	18.90	179	86.9	230/400	8.7	No	11, 25
5.5/7.5	1500	D132	MM13554-EX3	2,411	M1	22.05	245	87.7	400/690	11.4	No	11, 25
7.5/10	1500	D132	MM13754-EX3	2,838	M1	22.05	251	89.1	400/690	16.1	No	11, 25
11/15	1500	D160	MM16114-EX3	3,323	M1	27.99	511	91.2	400/690	21.2	No	11, 25
15/20	1500	D160	MM16154-EX3	4,124	M1	27.99	562	92	400/690	28	No	11, 25
18.5/22	1500	D180	MM18184-EX3	7,617	M1	27.80	611	91.6	400/690	35.1	No	11, 25
22/30	1500	D180	MM18224-EX3	5,725	M1	27.80	628	91.6	400/690	41.7	No	11, 25
30/40	1500	D200	MM20304-EX3	7,180	M1	30.47	750	93.6	400/690	54.4	No	11, 25

(a) See notes on inside back flap.

■ Cast Iron Frame

Farm Duty Motors

Definite Purpose Motors

Unit Handling Motors

Brake Motors

200 & 575 Volt Motors

IEC Frame Motors

50 Hertz Motors

Inverter/Vector Motors & Controls

DC Motors and Controls

Soft Start & Dynamic Brakes

**Super-E,
Metric IEC Motors,
Three Phase, 50 Hz,
230/400 & 400 Volts,
Foot Mounted**

4 thru 75 kW (5-100 Hp)

IEC D112M thru D250M

Applications: Pumps, compressors, fans, conveyors and other general purpose three phase applications.

Features: Suitable for mounting in any position. Cast iron frame, endplates conduit box and fan cover. Metric hardware and terminal strip in F2 conduit box. Re-greasing provisions and thermistors on 11kW (D160 frame) and larger. IP55 protection. Wye-delta connection. Efficiency per IEC 60034-30, IE3 level. Complies with AS/NZS 1359.5.2005 High-Efficiency MEPS. UL, CSA and CE compliant.



kW/HP	RPM	IEC Frame	Catalog Number	List Price	Mult. Sym.	"L" Dim. (in)	Aprx. Wt. (lb)	Full Load Efficiency	Voltage	Full Load Amps	60 Hz Use in US	Notes (a)
4/5	3000	D112M	EM11042-57	1,414	L1	15.12	104	88.1	230/380-415	7.1	No	1, 48
	3000	D132S	EM13062-58	1,638	L1	18.23	169	89.2	380-415	9.7	No	1, 48
5.5/7.5	1500	D132S	EM13064-58	1,579	L1	18.23	175	89.6	380-415	11.6	No	1, 48
	3000	D132S	EM13082-58	1,920	L1	18.23	175	90.1	380-415	13.3	No	1, 48
7.5/10	1500	D132M	EM13084-58	1,770	L1	18.23	91	90.4	380-415	14.3	No	1, 48
	3000	D160M	EM16112-58	2,763	L1	23.66	282	92.4	380-415	20.3	No	1, 48
11/15	1500	D160M	EM16114-58	2,552	L1	23.66	286	92.4	380-415	21.5	No	1, 48
	3000	D160M	EM16152-58	3,023	L1	23.66	294	93	380-415	26	No	1, 48
15/20	1500	D160L	EM16154-58	3,068	L1	23.66	315	92.1	380-415	28.5	No	1, 48
	3000	D160L	EM16192-58	3,906	L1	23.66	310	93	380-415	32	No	1, 48
18.5/25	1500	D180M	EM18194-58	3,978	L1	27.48	459	93.6	380-415	33.5	No	1, 48
	3000	D180M	EM18222-58	4,619	L1	27.48	445	93.6	380-415	38.5	No	1, 48
22/30	1500	D180L	EM18224-58	4,698	L1	27.48	451	93.6	380-415	43.5	No	1, 48
	3000	D200M	EM20302-58	5,950	L1	29.33	608	94.1	380-415	52	No	1, 48
30/40	1500	D200L	EM20304-58	6,105	L1	29.33	608	94.5	380-415	52.6	No	1, 48
	3000	D200M	EM20372-58	6,868	L1	29.33	633	94.1	380-415	63	No	1, 48
37/50	1500	D225S	EM22374-58	6,662	L1	32.48	367	93.9	400	66.1	No	1, 48
	3000	D225S	EM22452-58	9,601	L1	31.30	815	94.1	400	77	No	1, 48
45/60	3000	D250S	EM25552-58	11,152	L1	36.30	1100	94.5	400	96.2	No	1, 48
	1500	D250M	EM25554-58	11,129	L1	36.30	1185	94.8	400	102	No	1, 48
75/100	1500	D250M	EM25754-58	14,016	L1	36.30	569	95	400	134	No	1, 48

(a) See notes on inside back flap.

■ Cast Iron Frame

Farm Duty Motors

Definite Purpose Motors

Unit Handling Motors

Brake Motors

200 & 375 Volt Motors

IEC Frame Motors

50 Hertz Motors

Inverter/Vector Motors & Controls

DC Motors and Controls

Soft Starters & Dynamic Brakes

**Metric-E,
IEC Motors,
Three Phase, 50 Hz,
230/400 & 400 Volts**

4 thru 132 kW (5-177 Hp)

IEC D112M thru D315M

Applications: Pumps, compressors, fans, conveyors and other general purpose three phase applications.

Features: Suitable for mounting in any position. Cast iron frame, endplates conduit box and fan cover. Metric hardware and terminal strip in F2 conduit box. Re-greasing provisions and thermistors on 11kW (D160 frame) and larger. IP55 protection. Wye-delta connection. Efficiency per IEC 60034-30, IE2 level. Complies with AS/NZS 1359.5.2005 High-Efficiency MEPS. UL, CSA and CE compliant.



kW/HP	RPM	IEC Frame	Catalog Number	List Price	Mult. Sym.	"L" Dim. (in)	Aprx. Wt. (lb)	Full Load Efficiency	Voltage	Full Load Amps	60 Hz Use in US	Notes (a)
4/5	3000	D112M	M11042-57	1,264	L1	15.12	98	86.3	230/380-415	7.1	No	1, 48
	1500	D112M	M11044-57	1,044	L1	15.12	113	87	230/380-415	8.1	No	1, 48
5.5/7.5	3000	D132S	M13062-58	1,438	L1	18.23	168	87.2	380-415	10.2	No	1, 48
	1500	D132S	M13064-58	1,393	L1	18.23	178	87.9	380-415	12.2	No	1, 48
7.5/10	3000	D132S	M13082-58	1,729	L1	18.23	198	88.3	380-415	13.8	No	1, 48
	1500	D132M	M13084-58	1,499	L1	18.23	196	88.9	380-415	15.3	No	1, 48
11/15	3000	D160M	M16112-58	2,370	L1	23.66	282	90.2	380-415	19.5	No	1, 48
	1500	D160M	M16114-58	2,126	L1	23.66	286	91.4	380-415	20.5	No	1, 48
15/20	3000	D160M	M16152-58	2,593	L1	23.66	294	90.3	380-415	26	No	1, 48
	1500	D160L	M16154-58	2,544	L1	23.66	315	91.2	380-415	27.5	No	1, 48
18.5/25	3000	D160L	M16192-58	3,265	L1	23.66	310	91	380-415	31.5	No	1, 48
	1500	D180M	M18194-58	3,119	L1	27.48	437	91.8	380-415	35.5	No	1, 48
22/30	3000	D180M	M18222-58	3,535	L1	27.48	202	91.7	380-415	38.5	No	1, 48
	1500	D180L	M18224-58	3,665	L1	27.48	470	92.4	380-415	41	No	1, 48
30/40	3000	D200M	M20302-58	5,003	L1	29.33	625	92	380-415	53	No	1, 48
	1500	D200L	M20304-58	4,825	L1	29.33	608	92.4	380-415	54.5	No	1, 48
37/50	3000	D200M	M20372-58	5,083	L1	29.33	725	92.5	380-415	64	No	1, 48
	1500	D225M	M22374-58	4,989	L1	32.48	808	94.1	400	72.5	No	1, 48
45/60	3000	D225S	M22452-58	7,693	L1	31.30	808	94.1	400	76.5	No	1, 48
	1500	D225M	M22454-58	7,582	L1	32.48	808	94.5	400	85.5	No	1, 48
55/75	3000	D250S	M25552-58	9,319	L1	36.30	1075	94.1	400	93.5	No	1, 48
	1500	D250M	M25554-58	9,223	L1	36.60	1200	93.6	400	94.5	No	1, 48
75/100	3000	D280S	M28752-58	11,869	L1	41.14	1449	94.6	400	131	No	1, 48
	1500	D250M	M25754-58	11,544	L1	36.30	1255	94.1	400	128	No	1, 48
90/125	3000	D280S	M28902-58	16,112	L1	41.26	1275	94.8	400	152	No	1, 48
	1500	D280M	M28904-58	15,850	L1	42.48	1455	95.4	400	158	No	1, 48
110/150	3000	D315S	M31112-58	19,110	L1	44.76	1428	95.1	400	194	No	1, 48
	1500	D315M	M31114-58	18,548	L1	45.94	1859	95.4	400	195	No	1, 48
132/177	3000	D315S	M31132-58	20,951	L1	44.76	2016	95.4	400	228	No	1, 48
	1500	D315M	M31134-58	20,658	L1	45.94	1859	95.5	380-415	235	No	1, 48

(a) See notes on inside back flap.

■ Cast Iron Frame

Farm Duty Motors

Definite Purpose Motors

Unit Handling Motors

Brake Motors

200 & 575 Volt Motors

IEC Frame Motors

50 Hertz Motors

Inverter/Vector Motors & Controls

DC Motors and Controls

Soft Start & Dynamic Brakes

**Metric IEC,
SSE Stainless,
Three Phase,
Totally Enclosed,
B14 Face, B5 Flange,
50 Hz, Encapsulated**

0.37 thru 1.5 kW

IEC D80D thru D90C

Applications: Food processing, packaging, outdoor and highly corrosive environments.

Features: Class H insulated motor with 1.15 service factor or higher. All external surfaces 300 series stainless steel: motor frame, endplates, conduit box, shaft and base. Moisture resistant insulation system. Endplate rabbets have O-ring seals to band. Conduit box is welded to the motor frame. Patented bearing seal to protect motor bearings, inside and out. Epoxy encapsulation prevents any moisture from reaching the windings as well as potting the passage between the band and the conduit box. Nameplate information is laser etched on the band. Catalog numbers also etched on both sides. Especially effective in highly corrosive environments where paint or other finishes do not hold up. NEMA Premium® efficiency and 3-year warranty.



kW/Hp	RPM	IEC Frame	Encl.	Catalog Number	List Price	Mult. Sym.	"L" Dim.	Aprx. Wt. (lb)	Full Load Efficiency	50 Hz Voltage	Full Load Amps	60 Hz Use in US	Notes (a)
B14, C-Face, Foot Mounted													
1.1/1.5	1500	D90C	TEFC	CSSEWDM90114C-57	1,804	WD	14.36	24	86.5	230/400	2.5	No	50, 51
1.5/2	1500	D90C	TEFC	CSSEWDM90154C-57	2,176	WD	15.74	72	87	230/400	3.2	No	50, 51
B5, Flange, Footless													
.37/.5	1500	D80D	TENV	VSSEWDM80044D-57	1,572	WD	12.37	48	80	230/400	0.8	No	50, 51, 60
.55/.75	1500	D80D	TENV	VSSEWDM80064D-57	1,628	WD	13.37	54	81.5	230/400	0.8	No	50, 51, 60
.75/1	1500	D80D	TENV	VSSEWDM80084D-57	1,719	WD	13.37	54	85.5	230/400	1.5	No	50, 51, 60
1.1/1.5	1500	D90C	TEFC	VSSEWDM90114C-57	1,737	WD	14.36	23	86.5	230/400	2.5	No	50, 51
		D90D	TEFC	VSSEWDM90114D-57	1,733	WD	15.82	52	86.5	230/400	2.5	No	50, 51
1.5/2	1500	D90C	TEFC	VSSEWDM90154C-57	2,110	WD	15.74	24	87	230/400	3.2	No	50, 51
		D90D	TEFC	VSSEWDM90154D-57	2,105	WD	17.20	59	86.5	230/400	3.2	No	50, 51

(a) See notes on inside back flap.

Farm Duty Motors
Definite Purpose Motors
Unit Handling Motors
Brake Motors
200 & 375 Volt Motors
IEC Frame Motors
50 Hertz Motors
Inverter/Vector Motors & Controls
DC Motors and Controls
Soft Starters & Dynamic Brakes